



SYSTEMS SOLUTIONS

# Procedure in downloading the Caseware Working Papers software



**caseware**<sup>™</sup>

VERSION 1.00

## **PROCEDURE SUMMARY**

1. **Download Caseware Working Papers from the Client Support area of our web site. .... 3**
2. **When the download process completes, find the file in Downloads and follow the Procedure in installing Caseware Working Papers .....5**

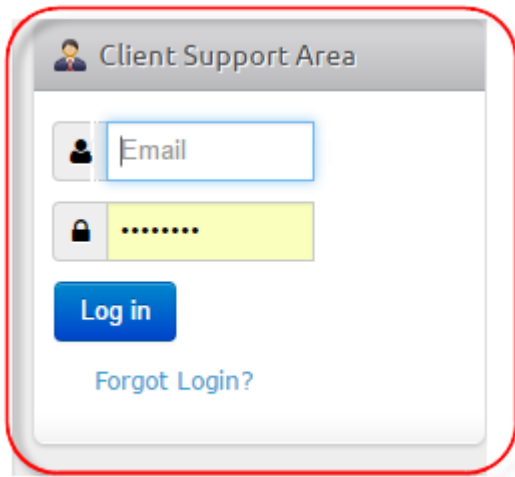
**1. Download Caseware Working Papers from the Client Support Area of our web site.**

(Note: We recommend using [Mozilla Firefox](#) or [Google Chrome](#) for browsing our website)

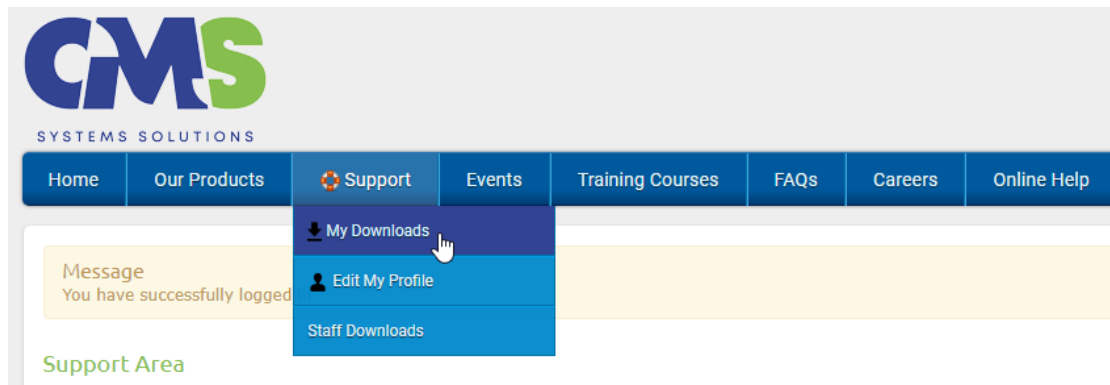
- a. You can access the Client Support Area at <http://www.cms-ss.com/>



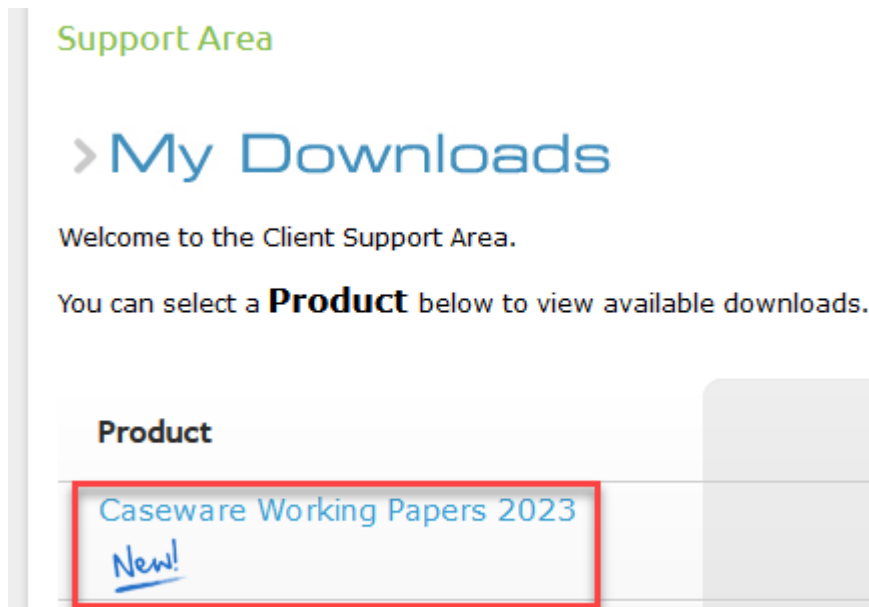
- b. Login using your Email and Password



- c. Once logged in, click on the option "Support > My Downloads"



- d. Select Caseware Working Papers 2023

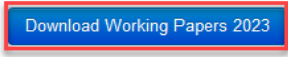


e. In Working Papers download page, click to download Working Papers 2023

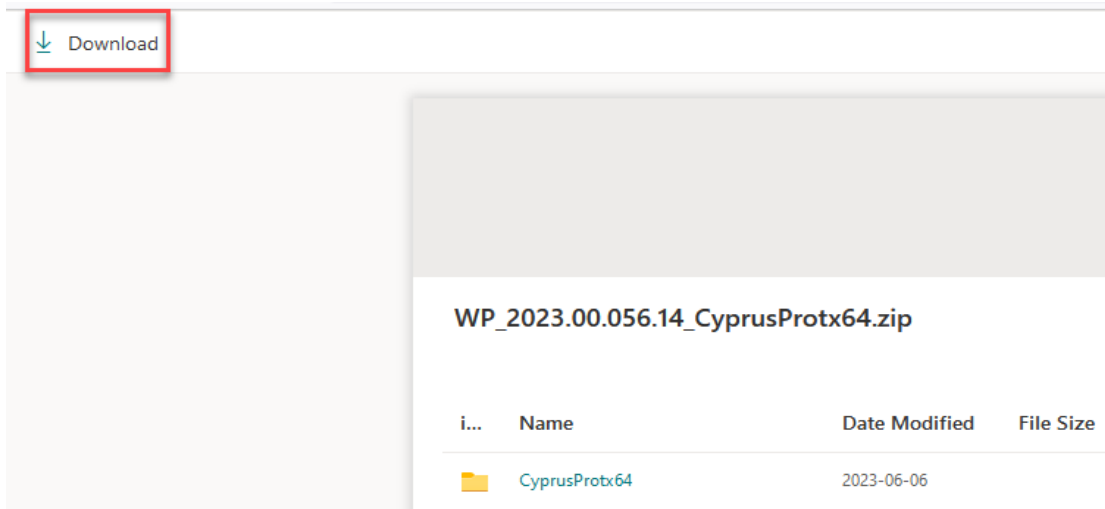
**IMPORTANT NOTE: Caseware Working Papers 2023 does not work on machines with Windows 32bit operating system.**

Working Papers 2023 Files

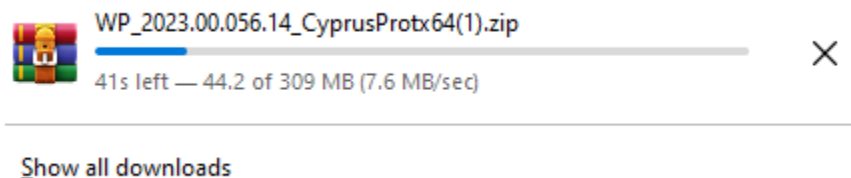
System Requirements	Working Papers 2023 64-bit
<b>MINIMUM</b>	<ul style="list-style-type: none"><li>• 2 GB RAM</li><li>• 64-bit (x64) processor.</li><li>• Microsoft Windows 10 64-bit (x64) and above</li></ul>
<b>RECOMMENDED</b> (for improved performance)	<ul style="list-style-type: none"><li>• 8 GB RAM</li><li>• 2 GHz 64-bit (x64) processor</li><li>• Solid-state drive (SSD)</li></ul>



f. You will be transferred to the SharePoint page, click to Download



g. At the bottom of the page, you will see the software downloading. In some cases, a window will pop up, select to Save File and click OK.



2. When the download process completes, find the file in Downloads and follow the [Procedure in installing Caseware Working Papers](#)